

*Adventures in*  
**ODYSSEY®**



# **Easter**

## **Faith Building Activities!**




# TABLE OF CONTENTS

- ③ Family Devotionals
- ⑩ How To Grow As A Christian
- ⑪ My Christian Adventure Journal Page
- ⑫ Sermon Notes
- ⑬ Easter Cards
- ⑭ Easter Egg Cut-Out Wraps



© 2019 Focus on the Family. All rights reserved. Used with permission.

# FAMILY DEVOTIONALS



## GOD CARES ABOUT YOU.

**Play:** Simon Says, with a twist—use sound instead of actions. For example: “Simon says, ‘Bark like a dog.’”

**Talk:** It’s important to listen to God and follow His instructions for our lives. God loves us and knows what’s best for us, so we can trust what He tells us to do (John 10:27-28). But we need to listen carefully to make sure that it is truly God’s voice that we are hearing. How can we listen to God’s voice?

**Pray:** Ask God to help you hear His voice and follow His instructions.

## GOD WANTS TO DIRECT YOUR LIFE.

**Play:** Count the number of mirrors on and inside your car—even the ones that may be hidden from view. (Hint: visors.)

**Talk:** Car mirrors have a purpose, giving the driver information to help him drive safely. Just as the mirrors are designed to help guide the driver as she operates the car, the Bible guides our lives by showing us how to live. But, if we listen to the Word and don’t obey it, it’s like looking in a mirror and ignoring what we see (James 1:23-24). What would happen if the driver ignored what he saw in one of the mirrors? What may happen in your life if you ignore God’s Word?

**Pray:** Ask God for the strength to obey His directions for your life.





## Let GOD Direct YOUR Life.

**Play:** As you're driving, ask your kids to identify which side of the road you're on (left or right). When you turn, does it change? Imagine what could happen if you drove on the opposite side of the road.

**Talk:** Just like there's only one way to drive on each side of the street, Jesus is the one and only way to eternal life. In John 10:10, Jesus says, "I have come that they may have life, and have it to the full." When you accept Jesus Christ as your Lord and Savior, He directs your life and leads you into a relationship with the heavenly Father. Why is it important to let God direct your life?

**Pray:** Thank God for sending Jesus to forgive our sins so we can have life forever with Him.

## HOW GOD Directs YOUR Life.

**Play:** Encourage your kids to keep their eyes open for stop signs or stoplights. When it's time to slow down, they can pull back on imaginary reins and say, "Whoa!" When it's time to move again, they can say, "Go!"

**Talk:** Ask your kids, "When playing the game, what was your job? Did you worry about which way to turn or where to go?" Proverbs 3:5-6 tells us we can trust God completely to lead us on the right path. We don't have to worry about being in control. As passengers trust their driver, we can trust God—and He never gets lost! In what ways can you trust God more? How may putting your trust in Him help you stay on the right path?

**Pray:** Ask God to help us trust Him with all our heart, relying on Him instead of our own understanding.







## GOD HAS A PLAN FOR YOU.

**Play:** Count the number of left turns and right turns on your way to school, church or another destination. Each person can choose to count left turns or right turns.

**Talk:** Did you turn left or right more often? If you gave someone directions and changed the directions around, would he end up in the right place? God has a purpose and plan for your life. When you follow where God leads, you arrive where He wants you to go. The Bible tells us to stay on the right path, not veering to "the right or the left" (Proverbs 4:27). God's plan offers direction for our lives. So, what should we do if we lose our way or go down the wrong path?

**Pray:** Pray for God's guidance as you try to choose the right path.

## YOU ARE MADE UNIQUE: PERSONALITY AND ABILITIES.



**Play:** Observe the color and type of your vehicle (blue SUV, red van, yellow car). When you see similar vehicles on the road, call out "eureka!" ("I found it!").

**Talk:** Discuss the differences (age, wear, dents) among vehicles. Each has characteristics that make it unique. Like vehicles, no two people are exactly alike. Psalm 139:14 says we are "fearfully and wonderfully made." Discuss some of the differences between people, emphasizing God's unique design. Identify two unique personality traits or abilities for each family member.

**Pray:** Thank God for the ways He has made your family members unique.



## YOU ARE MADE UNIQUE: SPIRITUAL GIFTS.

**Play:** Giving only one-word clues, take turns describing your best-ever birthday gifts. “Soft,” “furry” and “animal” might be clues for a favorite teddy bear. As each clue is given, guess the gift.

**Talk:** Birthday presents can remind us of special gifts we receive from God. Our friends and family give us birthday presents because they love us. God also loves us and gives us spiritual gifts. Those gifts might include a variety of talents and passions, such as hospitality, teaching, leadership or service. Spiritual gifts aren’t necessarily something we’re born with; they are special abilities that God gives us. We each have different gifts (Romans 12:6), and God wants us to use them to help others. Which spiritual gifts has God given you? Talk about possible ways of using your gifts to help other people.

**Pray:** Thank God for giving us each special gifts.

## OTHER GIFTS GOD HAS FOR YOUR LIFE.



**Play:** Take turns leading the game “Who Am I?” Give clues about a family member while others guess who you’re describing.

**Talk:** Just like we know that people in our family have certain characteristics, people who might not know us so well recognize us by our unique qualities. God wants us to be recognized as Christ followers. Through the Holy Spirit, God produces nine characteristics in our lives: love, joy, peace, patience, kindness, goodness, faithfulness, gentleness and self-control (Galatians 5:22-23). By them, people can recognize us as part of His family. What are some ways that you show the fruit of the Spirit in your daily life?

**Pray:** Ask God to help you display the fruit of the Spirit with excellence.





## GOD WANTS TO USE YOU NOW.

**Play:** a game of “I spy” focused on small items that do big or powerful things. For example, in a car someone may “spy” keys, the radio knob or a power window button.

**Talk:** The things you spied are small, but they cause big things to happen. Small things can have a big impact. Jesus was only 12 years old when He astonished the religious leaders with His knowledge. David was a young man when he defended God’s people and defeated Goliath. When we depend on God, neither size nor age matters because He is at work in us (1 Timothy 4:12). What are some big things you can do or have done by God’s power?

**Pray:** Thank God for using you to do great things because He is powerful.

## GOD’S GLORY CAN SHINE THROUGH YOU.



**Play:** On a sunny day, hand each of your children a piece of white paper, folded in half, with a loving message drawn or written on one half inside. Without unfolding the paper, have them hold it up to the window to allow the sun to shine through it. Ask them to describe the message they see.

**Talk:** Just like the sunlight illuminates the message, allowing it to be seen, God’s love lights up our lives and allows others to read a message about His love. God wants others to see the good things we do and recognize His influence in our lives (Matthew 5:16). How can we let others see His love when we’re at the park, at school or in our neighborhood?

**Pray:** Ask God to let others see His message of love shining through your words and actions.



## YOU CAN BLESS OTHERS.

**Play:** Using the letters of each person's name, give compliments that begin with each letter. For example: Sam could be s-weet, a-wesome, m-arvelous.

**Talk:** Compliments are one way to bless others. Ephesians 4:29 says our words should build up others. When we are mad at someone, we sometimes say unkind things, but the Bible teaches us to bless people—even those who hurt us (Luke 6:28). Just as we thought of kind words to describe members of our family, we can find ways to build others up and bless them. Who would you like to bless through kind words?

**Pray:** Ask God to help you use your words to bless others by encouraging them.

## YOU CAN WORK AS A FAMILY TO SERVE OTHERS.



**Play:** In one minute, name as many parts of a car as you can, and what they do (headlights give light so we can see where we're going, wheels hold up the car and help it move forward, etc.).

**Talk:** The Bible says that the body of Christ—the people who serve God—is made of many parts (1 Corinthians 12). Each part is designed by God with a particular purpose. Just like different parts of our car work together to help it run, we can combine our unique talents and abilities to serve others as a family. In 1 Peter 4:10, the Bible says, "Each one should use whatever gift he has received to serve others." How can our family work together to serve others in our church and community?

**Pray:** Ask God to help you see the needs around you and respond as a family who serves others.





## THE GREAT COMMISSION STARTS AT HOME.

**Play:** a game of telephone: Whisper a sentence about Jesus, and let the last person proclaim it loudly. Play the game a few times using different messages and taking turns “proclaiming” the Good News.

**Talk:** The message of Jesus’ love and forgiveness is the most important message of all. Jesus wants the whole world to know it. In Matthew 28:19, He told His disciples to share the Good News with everyone. That’s called the Great Commission. How can we share God’s message of love and forgiveness with others?

**Pray:** Ask God to help you proclaim boldly what He has taught you in His Word.

# HOW TO GROW AS A CHRISTIAN



Would you rather be a baby or the age you are now? Think about it! You can eat solid food, walk by yourself, talk and make decisions. When you become a Christian, which means a follower of Jesus Christ, God wants you to grow more mature in your faith. Here are some ways to begin:

- **Read your Bible.** If you read your Bible each day, you'll begin to understand God's story more and the part you play in it.
- **Pray.** Prayer is simply talking with God. Think of "P.R.A.Y." as you pray:

**P:** Praise Him for what He has done.  
**R:** Repent or say you're sorry if you haven't obeyed His Word.  
**A:** Ask God to help people you know who might be sick or need help  
**y:** Yield to God which means asking Him to guide your life.

- **Attend a Bible-believing church.** God desires us to have fellowship with others who believe in Jesus Christ.
- **Memorize Scripture.** When you memorize scripture, you are writing God's Word on your heart (Psalm 119:11).
- **Share the good news with others.** God doesn't want you to keep the good news to yourself! You can share Jesus' love with others by telling them about Jesus or serving them.

How will you grow as a Christian? Write down some simple goals below you will work on in this next month!

---

---

---

---





## MY CHRISTIAN ADVENTURE JOURNAL

Date: \_\_\_\_\_

Scripture you read: \_\_\_\_\_

What do you think this scripture means?

---

---

---

Draw what  
you read!

What's an important thing to remember?

---

---

---

How do you think you should apply it to your life?

---

---

---

**Praise Him**

What has God done for you?

P

**Repent**

Say sorry.

R

**Ask**

Who would you pray for?

A

**Yield to Him**

What do you need help with?

y



# SERMON NOTES FOR KIDS! TODAY at CHURCH...

Attending church is a great place to learn more about Jesus!  
Use this page to listen, take notes and draw what you learn.

Date: \_\_\_\_\_

Bible passage read:

---

---

---

---

---

What was your favorite song you sang?

---

---

How can you use what you learned today in your life?

A large, yellow, rectangular sticky note is placed over the bottom left portion of the page, partially covering the 'How can you use what you learned today in your life?' section. The sticky note is slightly tilted and has a soft shadow.

Draw something here!

A large, empty rectangular box with a blue border is located on the right side of the page, intended for a child to draw something related to their church experience.

Important points:

---

---

---

---

---

---

---

Copies for non-commercial use are permitted. © 2019 Focus on the Family






Chocolate and candy are fun,  
but **Jesus**  
is the reason  
I celebrate  
Easter!

Enjoy more adventure with  
14 days in the Club!  
**aioclub.org/FreeTrial**



I am the resurrection and the life.



Enjoy more adventure with  
14 days in the Club!  
**aioclub.org/FreeTrial**



God gave us the greatest Easter  
surprise ever—Jesus!



Enjoy more adventure with  
14 days in the Club!  
**aioclub.org/FreeTrial**



**He is Risen!**



Enjoy more adventure with  
14 days in the Club!  
**aioclub.org/FreeTrial**





Chocolate and  
candy are fun,  
but **Jesus**  
is the reason  
I celebrate  
Easter!


Enjoy more adventure with  
14 days in the Club!  
**aioclub.org/FreeTrial**



I am the resurrection and the life.



Enjoy more adventure with  
14 days in the Club!  
**aioclub.org/FreeTrial**



God gave us the greatest Easter  
surprise ever—Jesus!




Enjoy more adventure with  
14 days in the Club!  
**aioclub.org/FreeTrial**



**He is Risen!**



Enjoy more adventure with  
14 days in the Club!  
**aioclub.org/FreeTrial**



# Easter CARDS

## Instructions

1. Print cards on 8.5" x 11" paper or card stock.
2. Cut out each card along the dotted lines.
3. Share with friends and family and include an Easter egg with candy as a special bonus!

# EASTER EGG CUT-OUT WRAPS

Decorate your family's Easter eggs with these fun Adventures in Odyssey Easter Egg Cut-Out Wraps!

